

700 Series Keep Options

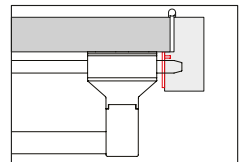
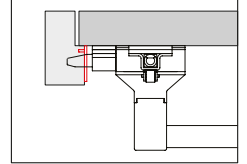
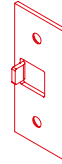
TIMBER & STEEL DOOR KEEPS

Latch Bolt and 4th Point Side Keeps

P6102 Standard Latch / Hinge Bolt Keep

- Supplied as standard with the 701L/30, 703L/30, 704L/30, 704BD/30, 701B/30, 703B/30, 704B/30, 713L/30 and 714L/30

Construction - mild steel | Finish - powder coated

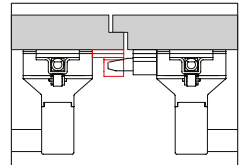
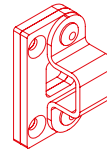


P6102

PHS006 Double Door Keep

- Supplied as standard with the 701BD/30, 703BD/30, 742BD/30, 743BD/30, 704BD/30 and 733L/30

Construction - mild steel | Finish - powder coated



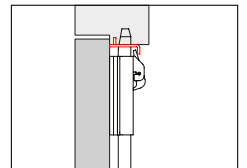
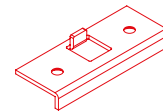
PHS006

Top Bolt Keeps

P6104 Standard Top Trip Keep

- Supplied as standard with the 702L/30, 703L/30, 704L/30, 702B/30, 703B/30, 704B/30, 701BD/30, 702BD/30, 703BD/30, 742BD/30, 743BD/30, 704BD/30, 712L/30, 713L/30 and 714L/30

Construction - mild steel | Finish - powder coated

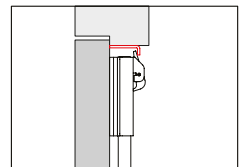
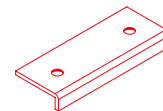


P6104

P6146 Standard Top Trip Plate for Single Point Devices

- Supplied as standard with the 701L/30, 701B/30 and 701BD/30
- No clearance hole in the frame is required

Construction - mild steel | Finish - powder coated



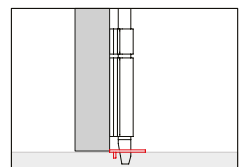
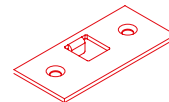
P6146

Bottom Bolt Keeps

P6102 Standard Flat Bottom Keep

- Supplied as standard with the 702L/30, 732L/30, 703L/30, 733L/30, 704L/30, 702B/30, 703B/30, 704B/30, 701BD/30, 702BD/30, 703BD/30, 704BD/30, 742BD/30, 743BD/30, 712L/30, 713L/30 and 714L/30

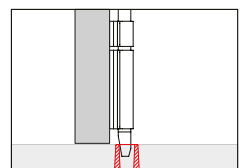
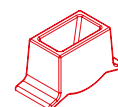
Construction - mild steel | Finish - powder coated



P6102

P0301 Easy Clean Floor Socket

Construction - cast iron | Finish - zinc plated

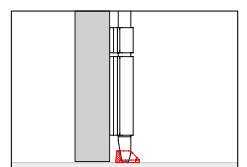


P0301

3405 Surface Mounted Bottom Keep

- Surface mounted keep for bottom shoot bolts
- No clearance hole in the floor is required

Construction - diecast zinc alloy | Finish - zinc plated



3405