

TIMBER DOOR KEEPS

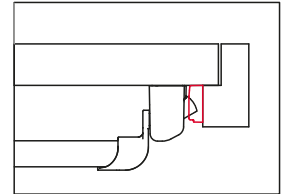
Latch Bolt Keeps

SL-0140 Standard Latch Keep

- 500 series standard centre latch keep
- Supplied as standard with the 501, 503, 513 & 523

Construction – diecast aluminium

Finish – black powder coated/RAL finish available on request



SL-0140

SL-0144 Rebated Double/Flush Doors and Frames Latch Keep

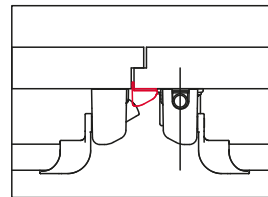
- 500 series rebated double door centre latch keep
- Used for rebated double doors or flush doors and frames
- Used with the 501, 503, 513 & 523

Construction - diecast aluminium

Finish – black powder coated/RAL finish available on request

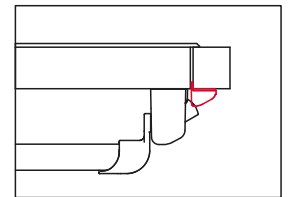


DOUBLE DOOR APPLICATION



SL-0144

SINGLE FLUSH FACED DOOR / FRAME APPLICATION



SL-0144

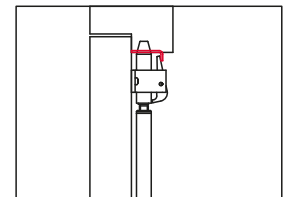
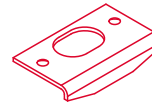
Top Bolt Keeps

P0401 Standard Top Trip

- Used for standard bolts on timber frames.
- Supplied as standard with the 502 and 503 panic and emergency exit bolts

Construction - mild steel

Finish - electro galvanised/RAL finish available on request



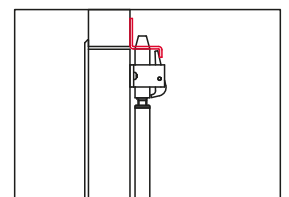
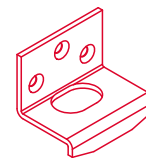
P0401

2405 Top Trip

- Surface mounted keep for top shoot bolts on timber frames
- For flush fitting doors/frames
- Used with the 502 and 503 panic and emergency exit bolts

Construction - mild steel

Finish - electro galvanised/RAL finish available on request



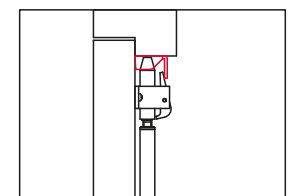
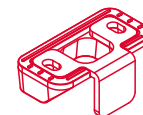
2405

3405A Top Trip

- Surface mounted keep for timber top header rail
- No clearance hole required in the header rail to accept the top shoot bolt
- Used with the 502 and 503 panic and emergency exit bolts

Construction - diecast zinc/mild steel

Finish - electro galvanised/RAL finish available on request



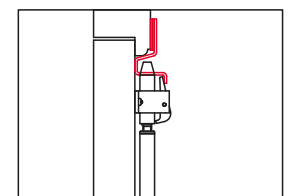
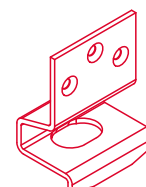
3405A

2401 Top Trip

- Surface mounted keep for top shoot bolts
- Kit supplied includes spacers for applications where the distance between the header rail and the door face is between 14mm and 21mm
- Used with the 502 and 503 panic and emergency bolts

Construction - mild steel

Finish - electro galvanised/RAL finish available on request



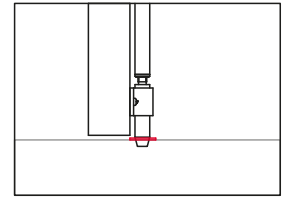
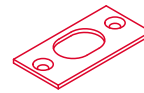
2401

Bottom Bolt Keeps

P1301 Standard Bottom Keep

- Standard 500 series bottom bolt keep
- Supplied as standard with the 502 and 503 panic and emergency exit bolts

Construction - mild steel
Finish - electro galvanised

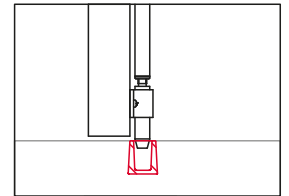
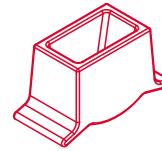


P1301

P0301 Easy Clean Socket

- Used with the 502 and 503 panic and emergency exit bolts

Construction – grey cast iron
Finish - electro galvanised

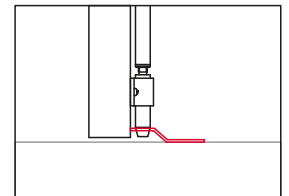
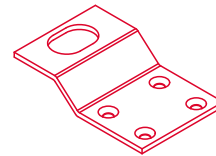


P0301

2403 Low Threshold Bottom Keep

- For low thresholds, or an alternative to boring a hole in a concrete floor to accept the bottom shoot bolt
- Designed to the requirements of CEN standards and building regulations
- Used with the 502 and 503 panic and emergency exit bolts

Construction - mild steel
Finish - electro galvanised / RAL finish available on request

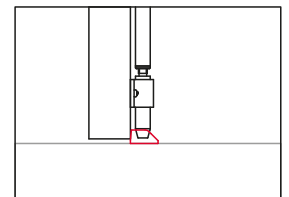
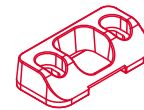


2403

3405 Bottom Keep

- Surface mounted keep for bottom shoot bolts
- No clearance hole in the floor is required
- Used with the 502 and 503 panic and emergency exit bolts

Construction - diecast zinc
Finish - electro galvanised



3405

Pullman Latch Keeps

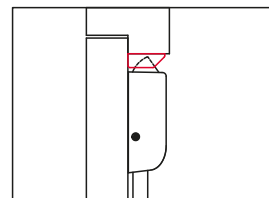
3402 Standard Vertical Pullman Latch Keep

- Surface mounted keep for top and bottom vertical Pullman latches
- Supplied as standard with the 512 and 513 panic and emergency exit bolts

Construction – diecast aluminium
Finish – black powder coated/RAL finish available on request

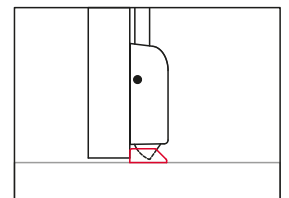


TOP VERTICAL PULLMAN LATCH



3402

BOTTOM VERTICAL PULLMAN LATCH

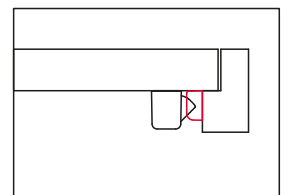


3402

SL-0142 Standard Horizontal Pullman Latch Keep

- Surface mounted keep for top and bottom horizontal Pullman latches
- Supplied as standard with the 522 and 523 panic and emergency exit bolts

Construction – diecast aluminium
Finish – black powder coated/RAL finish available on request



SL-0142

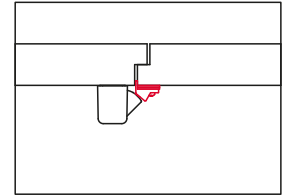
406A Horizontal Pullman Latch Keep For Rebated Double Doors

- Used with the Exidor horizontal Pullman latches for double rebated door applications
- Used with the 522 and 523 panic and emergency exit bolts

Construction – diecast aluminium
 Finish – powder coated/RAL finish available on request



HORIZONTAL PULLMAN LATCH-DOUBLE DOOR APPLICATION



406A

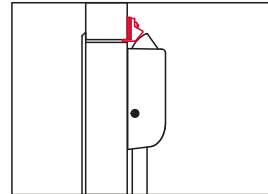
406A Vertical/Horizontal Pullman Latch Keep For Flush Doors and Frames

- Used with the Exidor vertical/horizontal Pullman latches for flush door and frame applications
- Used with the 512 and 513 panic and emergency exit bolts

Construction – diecast aluminium
 Finish – powder coated/RAL finish available on request

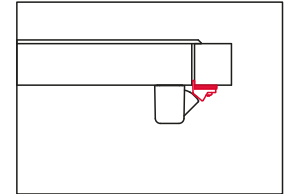


VERTICAL PULLMAN LATCH FOR FLUSH FACED DOOR / FRAME



406A

HORIZONTAL PULLMAN LATCH FOR FLUSH FACED DOOR / FRAME



406A

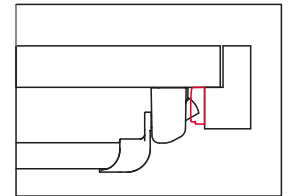
ALUMINIUM DOOR KEEPS

Latch Bolt Keeps

SL-0140 Standard Latch Keep

- 500 series standard centre latch keep
- Supplied as standard with the 501, 503, 513 & 523

Construction – diecast aluminium
 Finish – black powder coated/RAL finish available on request



SL-0140

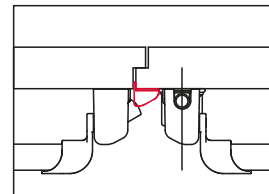
SL-0144 Rebated Double Door Latch/Flush Faced single door and frame Keep

- 500 series rebated double door centre latch keep
- Used for rebated double doors
- Used for flush faced single doors and frames
- Used with the 501, 503, 513 & 523

Construction - diecast aluminium
 Finish – powder coated/RAL finish available on request

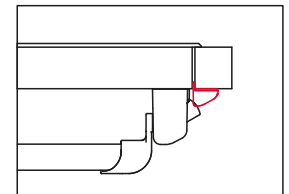


DOUBLE DOOR APPLICATION



SL-0144

SINGLE FLUSH FACED DOOR / FRAME APPLICATION



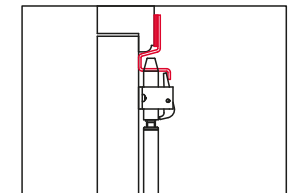
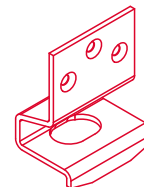
SL-0144

Top Bolt Keeps

2401 Top Trip

- Surface mounted keep for top shoot bolts
- Kit supplied includes spacers for applications where the distance between the header rail and the door face is between 14mm and 21mm
- Supplied as standard with the 502 and 503 panic and emergency exit bolts

Construction - mild steel
 Finish - electro galvanised/RAL finish available on request

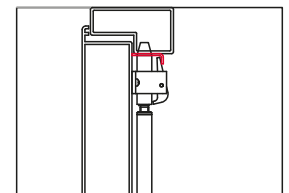
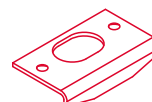


2401

P0401 Standard Top Trip

- Used for standard bolts on aluminium frames.
- Supplied as standard with the 502 and 503 panic and emergency exit bolts

Construction - mild steel
 Finish - electro galvanised/RAL finish available on request



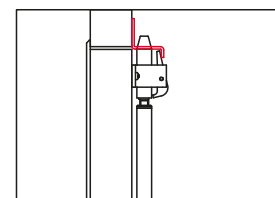
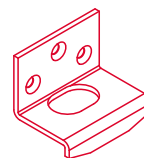
P0401

2405 Top Trip

- Surface mounted keep for top shoot bolts on aluminium frames
- For flush fitting doors/frames
- Used with the 502 and 503 series panic and emergency exit bolts

Construction - mild steel

Finish - electro galvanised/RAL finish available on request



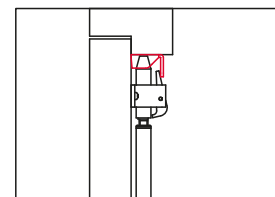
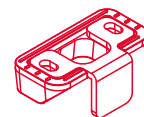
2405

3405A Top Trip

- Surface mounted keep for aluminium top header rail
- No clearance hole in the header rail to accept the top shoot bolt is required
- Used with the 502 and 503 series panic and emergency exit bolts

Construction - diecast zinc/mild steel

Finish - electro galvanised



3405A

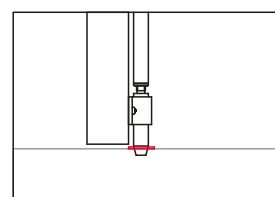
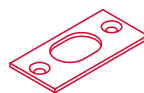
Bottom Bolt Keeps

P1301 Standard Bottom Keep

- Standard 500 series bottom bolt keep
- Supplied as standard with the 502 and 503 panic and emergency exit bolts

Construction - mild steel

Finish - electro galvanised



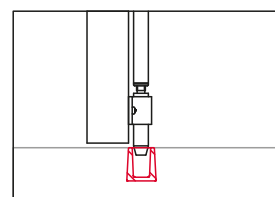

P1301

P0301 Easy Clean Socket

- Used with the 502 and 503 panic and emergency exit bolts

Construction – grey cast iron

Finish – electro galvanised



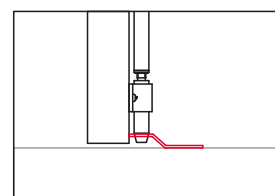
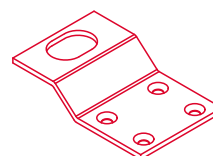
P0301

2403 Low Threshold Bottom Keep

- For low thresholds or an alternative to boring a hole in a concrete floor to accept the bottom shoot bolt
- Designed to the requirements of CEN standards and building regulations
- Supplied as standard with the 502 and 503 series panic and emergency exit bolts

Construction - mild steel

Finish - electro galvanised/RAL finish available on request



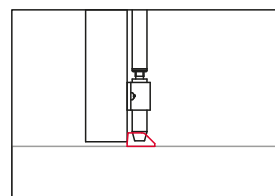
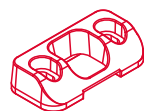
2403

3405 Bottom Keep

- Surface mounted keep for bottom shoot bolts
- No clearance hole in the floor is required
- Used with the 502 and 503 series panic and emergency exit bolts

Construction - diecast zinc

Finish - electro galvanised



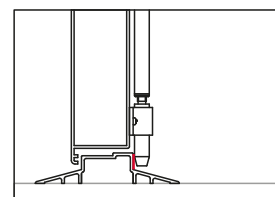
3405

SL-0159 Threshold Seal Bottom Keep

- Bottom bolt keep plate for use with a vertical faced threshold seal
- No clearance hole in the floor or threshold seal required
- Used with the 502 and 503 panic and emergency exit bolts
- Multiple keeps can be used for additional thickness, if required

Construction – stainless steel

Finish – self colour



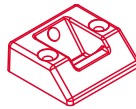
SL-0159

Pullman Latch Keeps

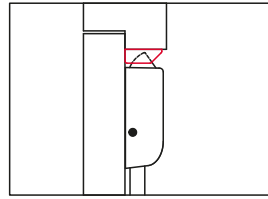
3402 Standard Vertical Pullman Latch Keep

- Surface mounted keep for top and bottom vertical Pullman latches
- Supplied as standard with the 512 and 513 panic and emergency exit bolts

Construction – diecast aluminium
 Finish – black powder coated/RAL finish available on request

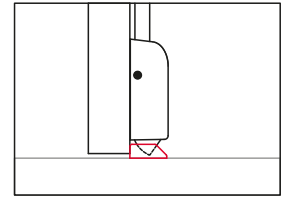


TOP VERTICAL PULLMAN LATCH



3402

BOTTOM VERTICAL PULLMAN LATCH

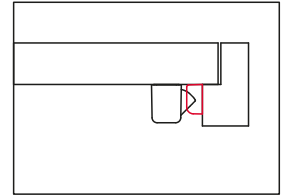


3402

SL-0142 Standard Horizontal Pullman Latch Keep

- Surface mounted keep for top and bottom horizontal Pullman latches
- Supplied as standard with the 522 and 523 panic and emergency exit bolts

Construction – diecast aluminium
 Finish – black powder coated/RAL finish available on request

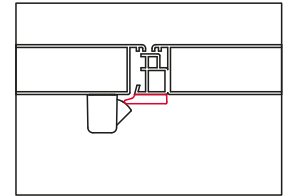
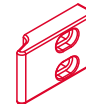


SL-0142

SL-0317 Horizontal Pullman Latch Keep

- Used with the Exidor horizontal Pullman latches for both flush fitting doors/frames and on double rebated door applications
- Used with the 522 and 523 panic and emergency exit bolts

Construction – diecast zinc
 Finish – electro nickel plated



SL-0317

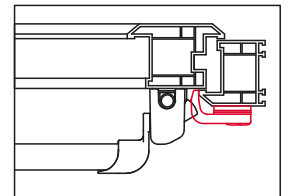
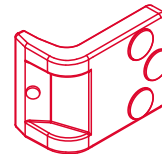
uPVC DOOR KEEPS

Latch Bolt Keeps

SL-0160 Standard uPVC Latch Keep

- 500 series standard centre latch keep
- Suitable for all uPVC profiles
- Supplied as standard with the 503, 513 & 523

Construction – diecast aluminium
 Finish – white powder coated/brown finish available on request



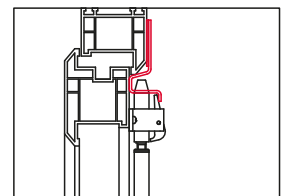
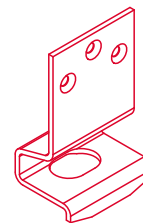
SL-0160

Top Bolt Keeps

SL-0150 Standard Top Trip

- Surface mounted keep for top shoot bolts
- Supplied as standard with the 502 and 503 panic and emergency exit bolts

Construction – mild steel
 Finish – white powder coated/RAL finish available on request

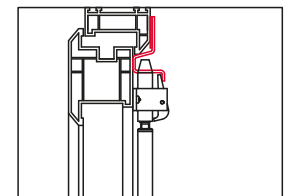
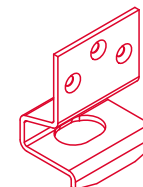


SL-0150

2401 Top Trip

- Surface mounted keep for top shoot bolts
- Kit supplied includes spacers for applications where the distance between the header rail and the door face is between 14mm and 21mm
- Used with the 502 and 503 panic and emergency exit bolts

Construction – mild steel
 Finish – electro galvanised/RAL finish available on request



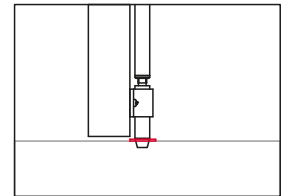
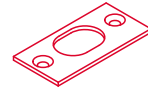
2401

Bottom Bolt Keeps

P1301 Standard Bottom Keep

- Standard 500 series bottom bolt keep
- Supplied as standard with the 502 and 503 panic and emergency exit bolts

Construction - mild steel
Finish - electro galvanised

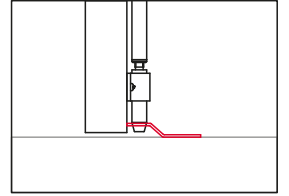
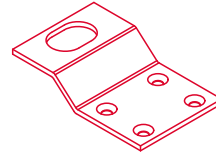


P1301

2403 Low Threshold Bottom Keep

- For low thresholds or an alternative to boring a hole in a concrete floor to accept the bottom shoot bolt
- Designed to the requirements of CEN standards and building regulations
- Used with the 502 and 503 series panic and emergency exit bolts

Construction - mild steel
Finish - electro galvanised/RAL finish available on request

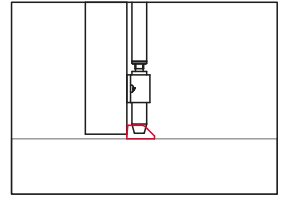
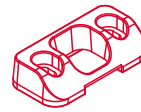


2403

3405 Bottom Keep

- Surface mounted keep for bottom shoot bolts
- No clearance hole in the floor is required
- Used with the 502 and 503 series panic and emergency exit bolts

Construction - diecast zinc
Finish - electro galvanised

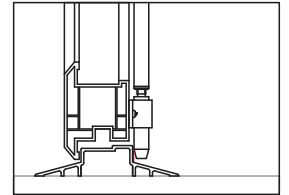
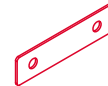


3405

SL-0159 Threshold Seal Bottom Keep

- Bottom bolt keep plate for use with a vertical faced threshold seal
- No clearance hole in the floor or threshold seal required
- Used with the 502 and 503 panic and emergency exit bolts

Construction – stainless steel
Finish – self colour

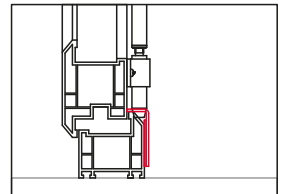
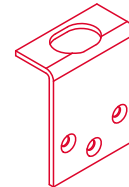


SL-0159

SL-0151 uPVC Bottom Keep

- For uPVC doors/frames that have a high threshold
- Complete with spacers for applications where the distance between the door face and the face of the threshold is between 14mm and 21mm
- Used with the 502 and 503 panic and emergency exit bolts

Construction – mild steel
Finish – white powder coated/RAL finish available on request



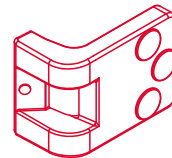
SL-0151

Pullman Latch Keeps

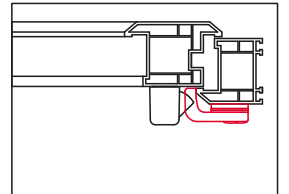
SL-0161 Standard uPVC Vertical and Horizontal Pullman Latch Keep

- 500 series standard vertical and horizontal Pullman latch keep
- Suitable for all uPVC profiles
- Supplied as standard with the 512, 513, 522 & 523 panic and emergency exit bolts

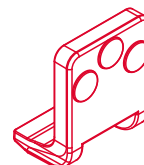
Construction – diecast aluminium
Finish – white powder coated/brown finish available on request



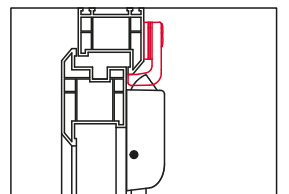
HORIZONTAL PULLMAN LATCH -
SINGLE DOOR



SL-0161



VERTICAL PULLMAN LATCH -
SINGLE DOOR



SL-0161