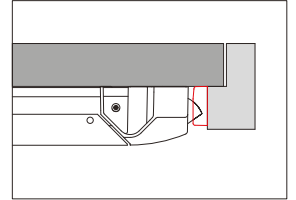
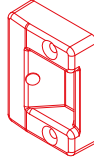


Latch Bolt Keeps

4401 Centre Latch Keep

- Supplied as standard with all the 400 series with latch bolts

Construction – diecast aluminium
 Finish – Powder coated black
 Plated finish not available



4401

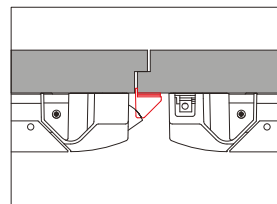
406B Centre Latch Keep for Rebated Double Doors / Single Flush Faced Doors and Frames

- For 400 series panic latches and the three point panic bolts when used on rebated double doors or single flush faced doors and frames.

Construction – diecast aluminium
 Finish – Silver

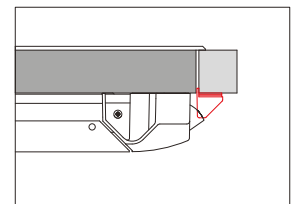


REBATED DOUBLE DOORS



406B

SINGLE FLUSH FACED DOOR / FRAME



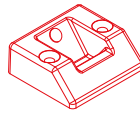
406B

Pullman Latch Keeps

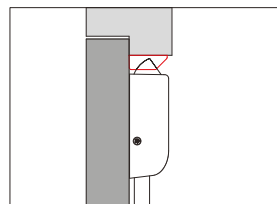
3402 Vertical and Horizontal Pullman Latch Keep

- For 400 series vertical and horizontal Pullman latches
- Supplied as standard with all Pullman latch units

Construction - diecast aluminium
 Finish - powder coated black
 plated finish not available

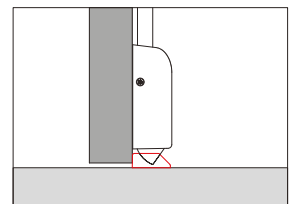


TOP VERTICAL PULLMAN



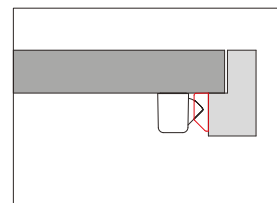
3402

BOTTOM VERTICAL PULLMAN

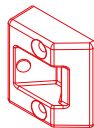


3402

HORIZONTAL PULLMAN - SINGLE DOORS ONLY



3402



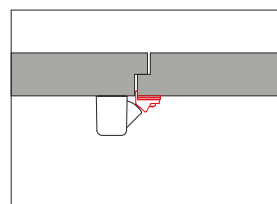
406A Horizontal Pullman Latch Keep for Rebated Double Doors / Top Keep for Flush Fitted Single Doors and Frames

- For 400 series horizontal Pullman latches, panic bolts and three point panic bolts when used on rebated double doors and for vertical and horizontal Pullman latches when used on flush fitted doors and frames.

Construction – diecast aluminium
 Finish - Silver

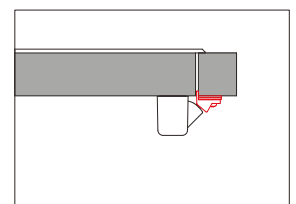


HORIZONTAL PULLMAN - DOUBLE DOOR



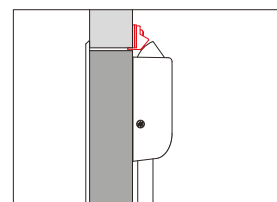
406A

HORIZONTAL PULLMAN SINGLE FLUSH FACED DOOR / FRAME



406A

VERTICAL PULLMAN SINGLE FLUSH FACED DOOR / FRAME



406A

